



**Optimizing your drive!**

## RHF-Active 15-480-50/60-20-A



### Main

Product type	Active harmonic filter for reduction of the harmonic distortion of variable frequency drives or other non linear loads. SiC-Power MOSFET's and Schottky Diodes allows for very high efficiency and also enables switching frequency of 50kHz, which results in efficient elimination of high harmonics. This filter reduces the THD of the current from typically 35% to below 5%.
Type code	RHF-Active 15-480-50/60-20-A
Topology	SiC-Power MOSFET's and Schottky Diodes
Order code	35000000
Supply voltage	3 • 380 - 480V (+10% / -15%) 50Hz/60Hz (+/- 2%)
Compensation	Harmonic Mitigation of Harmonics 2nd to 60th order Power Factor Corection Imbalance compensation
Rated current	15A (compensation current)
Typical Drive Rat.	30kW (for 35% compensation ratio target 5%)
CT accuracy	0.5 or higher
Standards and requirements	IEC/EN 61000-2-2 / -4 IEC/EN 61000-3-2 / -4 / -12 IEEE 519-2014 G5/4
Humidity	5.....95% - (non-condensing) during operation
Ambient temp.	min. -10°C (14°F) max. 40 °C (104°F) derating above 45°C (113°F) = -3%/K (up to 50°C (122°F))
Altitude	<1000m derating above 1000m: -5%/1000m (up to 4000m)

### specific data

Power loss	207W
Sys. Efficiency	99.4% (for 30kW drive rating)
Weight	8kg

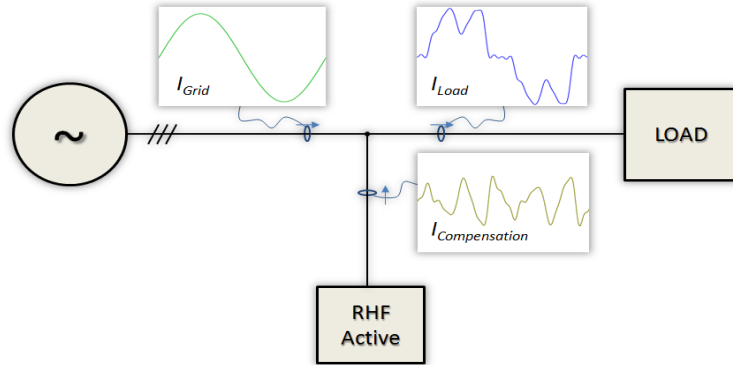
### Electrical connections, controls and auxiliary supply

Main supply	bolted connection M5, 6-25mm <sup>2</sup> Tightening torque, min-max.: 2-2.5Nm
Control	RS485 PC control, USB, Free configuartion software

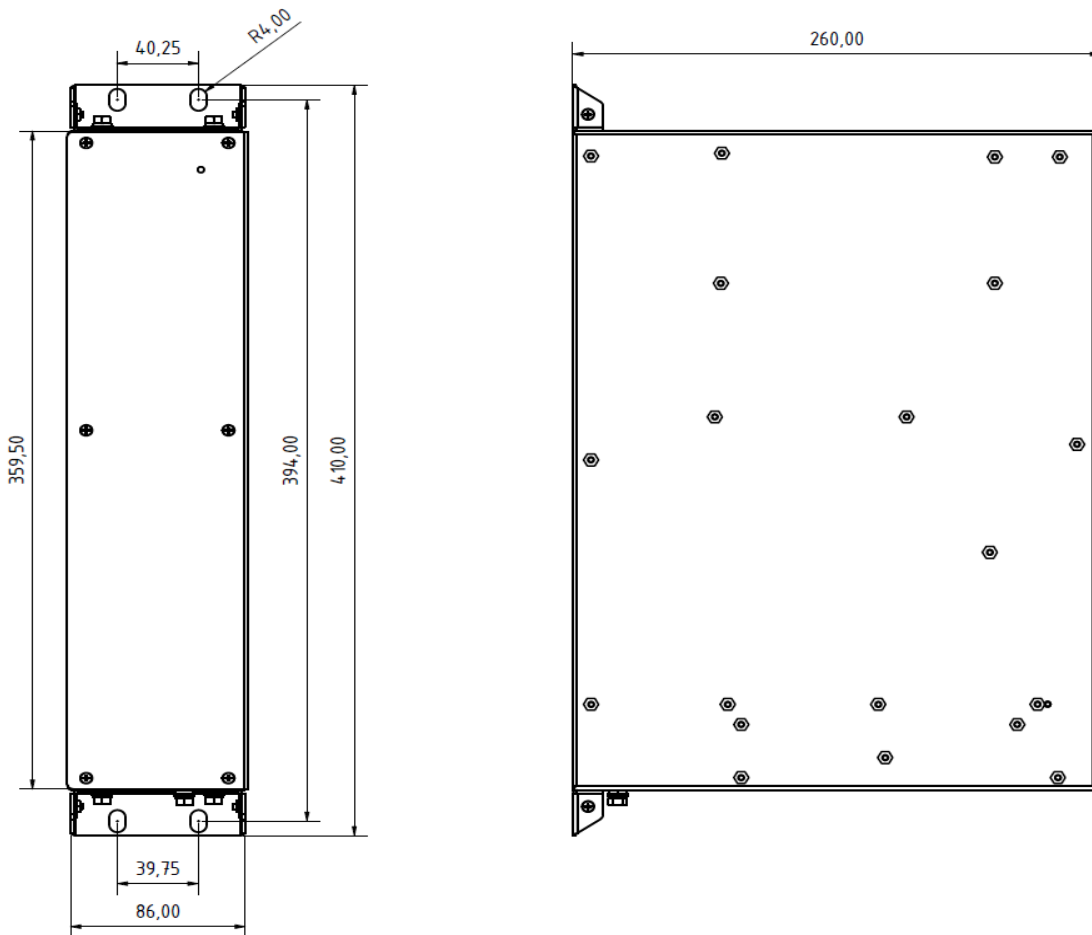
## Working principle RHF-Active

Active Harmonic Filters are parallel filter circuits injecting harmonics into the supply. These Harmonics have phase shift of  $180^\circ$  compared to the harmonics in the system. Therefore the injected Harmonics are eliminating the Harmonics seen from the mains supply. The following picture helps to verify the principle.

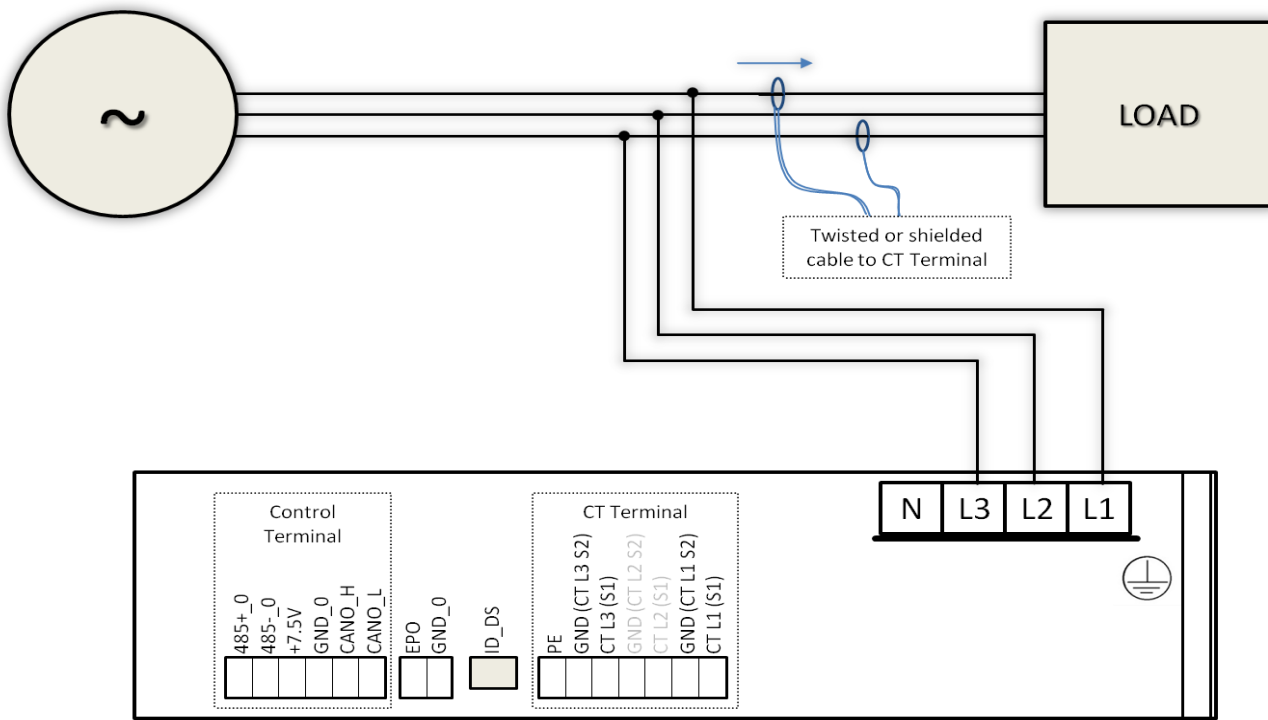
The REVCON RHF-Active, do not require any expensive commissioning on site. After power up, the unit will do self commissioning in order to reach the best possible performance, but of course individual settings are also possible. Beside harmonic mitigation of harmonics from the 2nd to 60th order, the RHF-Active offer compensation functions such as power factor correction and imbalance compensation.



## Physical dimensions filter RHF-Active 15-480-50/60-20-A



### Wiring Principle 3P3W



### Wiring Principle 3P4W

